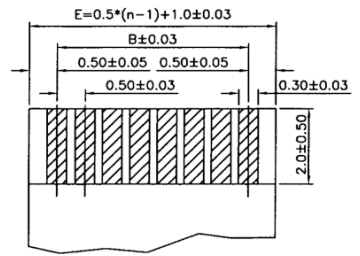
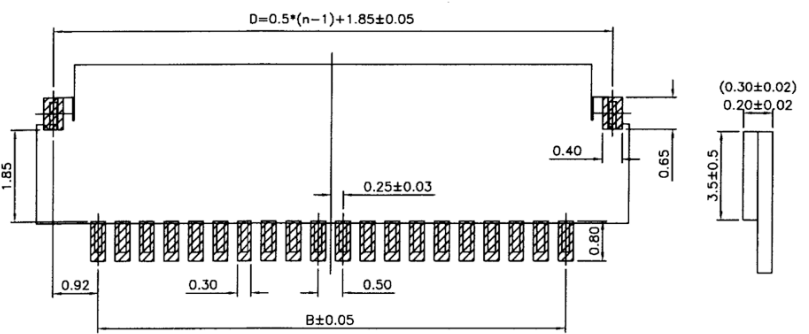
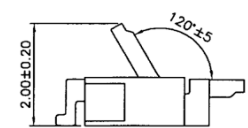
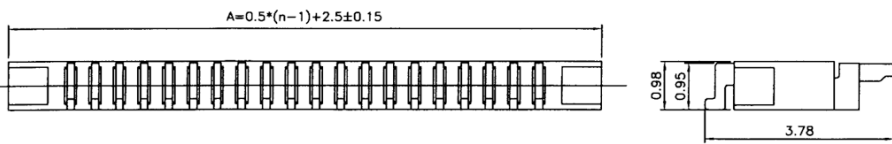


MATERIALS:
 ① HOUSING: LCP NATURAL
 ② COVER: PPS BLACK
 ③ CONTACT: PHOSPHOR BRONZE C5210-SH 0.15t
 ④ LATCH: PHOSPHOR BRONZE C5191-H

PART NO. $\frac{841}{1} \frac{D}{2} \frac{E}{3} \frac{XXX}{4} \frac{G}{5} \frac{D}{6} \frac{0}{7} \frac{1}{8} \frac{1}{9} \frac{5}{10}$

- 1.SERIES NO.
- 2.TYPE:
D=S.M.T.
- 3.ENVIRONMENT PROTECTION MATERIAL.
E=RoHS
- 4.CONTACT NUMBER:
004~040
- 5.CONTACT PLATING:
G=Gold Flash
- 6.TYPE:
D=D TYPE
- 7.FILL IT WITH "0"
- 8.HEIGHT:
1=0.95mm
- 9.PACKAGE TYPE:
1=Tape Reel
- 10.INSULATOR COLOR:
5=Beige



FFC/FPC DIMENSION

| PIN | A | B | C | D | E |
|-----|-------|-------|------|-------|------|
| 04P | 4.00 | 1.50 | 2.5 | 3.35 | 2.5 |
| 05P | 4.50 | 2.00 | 3.0 | 3.85 | 3.0 |
| 06P | 5.00 | 2.50 | 3.5 | 4.35 | 3.5 |
| 07P | 5.50 | 3.00 | 4.0 | 4.85 | 4.0 |
| 08P | 6.00 | 3.50 | 4.5 | 5.35 | 4.5 |
| 09P | 6.50 | 4.00 | 5.0 | 5.85 | 5.0 |
| 10P | 7.00 | 4.50 | 5.5 | 6.35 | 5.5 |
| 11P | 7.50 | 5.00 | 6.0 | 6.85 | 6.0 |
| 12P | 8.00 | 5.50 | 6.5 | 7.35 | 6.5 |
| 13P | 8.50 | 6.00 | 7.0 | 7.85 | 7.0 |
| 14P | 9.00 | 6.50 | 7.5 | 8.35 | 7.5 |
| 15P | 9.50 | 7.00 | 8.0 | 8.85 | 8.0 |
| 16P | 10.00 | 7.50 | 8.5 | 9.35 | 8.5 |
| 17P | 10.50 | 8.00 | 9.0 | 9.85 | 9.0 |
| 18P | 11.00 | 8.50 | 9.5 | 10.35 | 9.5 |
| 19P | 11.50 | 9.00 | 10.0 | 10.85 | 10.0 |
| 20P | 12.00 | 9.50 | 10.5 | 11.35 | 10.5 |
| 21P | 12.50 | 10.00 | 11.0 | 11.85 | 11.0 |
| 22P | 13.00 | 10.50 | 11.5 | 12.35 | 11.5 |

| PIN | A | B | C | D | E |
|-----|-------|-------|------|-------|------|
| 23P | 13.50 | 11.00 | 12.0 | 12.85 | 12.0 |
| 24P | 14.00 | 11.50 | 12.5 | 13.35 | 12.5 |
| 25P | 14.50 | 12.00 | 13.0 | 13.85 | 13.0 |
| 26P | 15.00 | 12.50 | 13.5 | 14.35 | 13.5 |
| 27P | 15.50 | 13.00 | 14.0 | 14.85 | 14.0 |
| 28P | 16.00 | 13.50 | 14.5 | 15.35 | 14.5 |
| 29P | 16.50 | 14.00 | 15.0 | 15.85 | 15.0 |
| 30P | 17.00 | 14.50 | 15.5 | 16.35 | 15.5 |
| 31P | 17.50 | 15.00 | 16.0 | 16.85 | 16.0 |
| 32P | 18.00 | 15.50 | 16.5 | 17.35 | 16.5 |
| 33P | 18.50 | 16.00 | 17.0 | 17.85 | 17.0 |
| 34P | 19.00 | 16.50 | 17.5 | 18.35 | 17.5 |
| 35P | 19.50 | 17.00 | 18.0 | 18.85 | 18.0 |
| 36P | 20.00 | 17.50 | 18.5 | 19.35 | 18.5 |
| 37P | 20.50 | 18.00 | 19.0 | 19.85 | 19.0 |
| 38P | 21.00 | 18.50 | 19.5 | 20.35 | 19.5 |
| 39P | 21.50 | 19.00 | 20.0 | 20.85 | 20.0 |
| 40P | 22.00 | 19.50 | 20.5 | 21.35 | 20.5 |

Recommended PCB layout
 TOLERANCES: ±0.05mm

注: * 表示已開模規格

UNLESS OTHERWISE SPECIFIED TOLERANCE
 ANG ±1
 0 ±0.20
 .0 ±0.15
 .00 ±0.08
 .000 ±0.05

MC-COMPONENTS

SCALE: AS SHOWN UNIT: mm
 DRAWN: JOE 10/22/07
 CHECKED: peayl 10/23/07
 APPROVED: Joe 10/30/07

DRAWN NAME: FPC CONNECTOR - SMT
 PITCH: 0.5mm High=0.9mm 1/2
 PRODUCT NO: 841DEXXXGD0115
 FILE NAME: 841DEXXXGD0115(K2)

| REV. | DESCRIPTION | DATE |
|------|---------------------------------|----------|
| B | ECN-0710130(Fion)CHANGE OUTLINE | 10/18/07 |
| A | ECN-0709172(Emily) | 09/26/07 |

■ DIMENSION TABLE

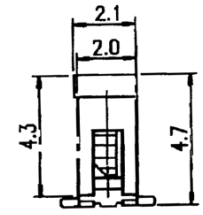
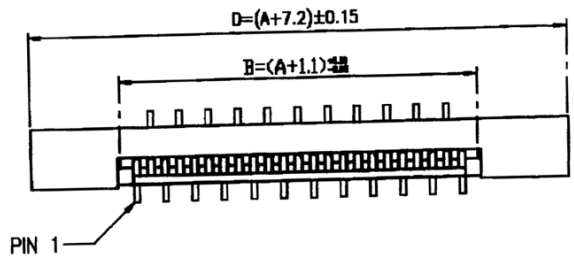
| Circuits | Dimension | | | | | Circuits | Dimension | | | | | Circuits | Dimension | | | | |
|----------|-----------|-------|-------|-------|-------|----------|-----------|-------|-------|-------|-------|----------|-----------|-------|-------|-------|-------|
| | A | B | C | D | E | | A | B | C | D | E | | A | B | C | D | E |
| 3 | 1.00 | 2.10 | 6.10 | 8.20 | 7.40 | 23 | 11.00 | 12.10 | 16.10 | 18.20 | 17.40 | 43 | 21.00 | 22.10 | 26.10 | 28.20 | 27.40 |
| 4 | 1.50 | 2.60 | 6.60 | 8.70 | 7.90 | 24 | 11.50 | 12.60 | 16.60 | 18.70 | 17.90 | 44 | 21.50 | 22.60 | 26.60 | 28.70 | 27.90 |
| 5 | 2.00 | 3.10 | 7.10 | 9.20 | 8.40 | 25 | 12.00 | 13.10 | 17.10 | 19.20 | 18.40 | 45 | 22.00 | 23.10 | 27.10 | 29.20 | 28.40 |
| 6 | 2.50 | 3.60 | 7.60 | 9.70 | 8.90 | 26 | 12.50 | 13.60 | 17.60 | 19.70 | 18.90 | 46 | 22.50 | 23.60 | 27.60 | 29.70 | 28.90 |
| 7 | 3.00 | 4.10 | 8.10 | 10.20 | 9.40 | 27 | 13.00 | 14.10 | 18.10 | 20.20 | 19.40 | 47 | 23.00 | 24.10 | 28.10 | 30.20 | 29.40 |
| 8 | 3.50 | 4.60 | 8.60 | 10.70 | 9.90 | 28 | 13.50 | 14.60 | 18.60 | 20.70 | 19.90 | 48 | 23.50 | 24.60 | 28.60 | 30.70 | 29.90 |
| 9 | 4.00 | 5.10 | 9.10 | 11.20 | 10.40 | 29 | 14.00 | 15.10 | 19.10 | 21.20 | 20.40 | 49 | 24.00 | 25.10 | 29.10 | 31.20 | 30.40 |
| 10 | 4.50 | 5.60 | 9.60 | 11.70 | 10.90 | 30 | 14.50 | 15.60 | 19.60 | 21.70 | 20.90 | 50 | 24.50 | 25.60 | 29.60 | 31.70 | 30.90 |
| 11 | 5.00 | 6.10 | 10.10 | 12.20 | 11.40 | 31 | 15.00 | 16.10 | 20.10 | 22.20 | 21.40 | 51 | 25.00 | 26.10 | 30.10 | 32.20 | 31.40 |
| 12 | 5.50 | 6.60 | 10.60 | 12.70 | 11.90 | 32 | 15.50 | 16.60 | 20.60 | 22.70 | 21.90 | 52 | 25.50 | 26.60 | 30.60 | 32.70 | 31.90 |
| 13 | 6.00 | 7.10 | 11.10 | 13.20 | 12.40 | 33 | 16.00 | 17.10 | 21.10 | 23.20 | 22.40 | 53 | 26.00 | 27.10 | 31.10 | 33.20 | 32.40 |
| 14 | 6.50 | 7.60 | 11.60 | 13.70 | 12.90 | 34 | 16.50 | 17.60 | 21.60 | 23.70 | 22.90 | 54 | 26.50 | 27.60 | 31.60 | 33.70 | 32.90 |
| 15 | 7.00 | 8.10 | 12.10 | 14.20 | 13.40 | 35 | 17.00 | 18.10 | 22.10 | 24.20 | 23.40 | 55 | 27.00 | 28.10 | 32.10 | 34.20 | 33.40 |
| 16 | 7.50 | 8.60 | 12.60 | 14.70 | 13.90 | 36 | 17.50 | 18.60 | 22.60 | 24.70 | 23.90 | 56 | 27.50 | 28.60 | 32.60 | 34.70 | 33.90 |
| 17 | 8.00 | 9.10 | 13.10 | 15.20 | 14.40 | 37 | 18.00 | 19.10 | 23.10 | 25.20 | 24.40 | 57 | 28.00 | 29.10 | 33.10 | 35.20 | 34.40 |
| 18 | 8.50 | 9.60 | 13.60 | 15.70 | 14.90 | 38 | 18.50 | 19.60 | 23.60 | 25.70 | 24.90 | 58 | 28.50 | 29.60 | 33.60 | 35.70 | 34.90 |
| 19 | 9.00 | 10.10 | 14.10 | 16.20 | 15.40 | 39 | 19.00 | 20.10 | 24.10 | 26.20 | 25.40 | 59 | 29.00 | 30.10 | 34.10 | 36.20 | 35.40 |
| 20 | 9.50 | 10.60 | 14.60 | 16.70 | 15.90 | 40 | 19.50 | 20.60 | 24.60 | 26.70 | 25.90 | 60 | 29.50 | 30.60 | 34.60 | 36.70 | 35.90 |
| 21 | 10.00 | 11.10 | 15.10 | 17.20 | 16.40 | 41 | 20.00 | 21.10 | 25.10 | 27.20 | 26.40 | 61 | 30.00 | 31.10 | 35.10 | 37.20 | 36.40 |
| 22 | 10.50 | 11.60 | 15.60 | 17.70 | 16.90 | 42 | 20.50 | 21.60 | 25.60 | 27.70 | 26.90 | | | | | | |



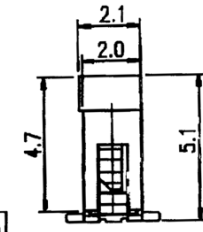
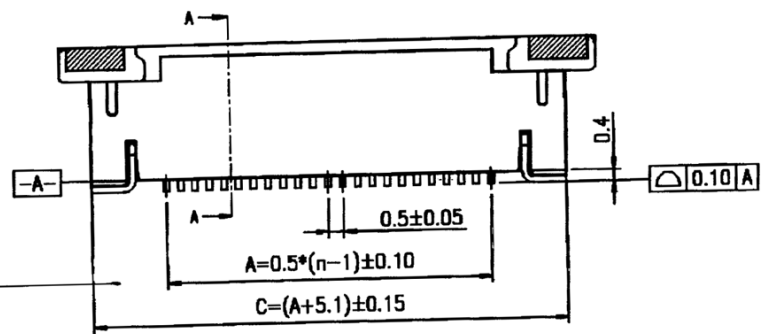
| | |
|--------------------------------------|----------|
| UNLESS OTHERWISE SPECIFIED TOLERANCE | |
| .0 | ±0.2 |
| .00 | ±0.15 |
| .000 | ±0.005 |
| SCALE: AS SHOWN | UNIT: mm |
| DRAWN: JOE | 12/17/08 |
| CHECKED: peav1 | 12/18/08 |
| APPROVED: Joe | 12/18/08 |
| DATE: 12/17/08 | |
| SIZE: A4 | REV: A |

| |
|--|
| MC-COMPONENTS |
| DRAWN NAME: FPC PITCH: 0.5mm CONNECTOR ZIF SMT TYPE BODY WIDTH 2.0mm 2/2 |
| PRODUCT NO: 841DEXXTC0005 |
| FILE NAME: 841DEXXTC0005(K2) |

| REV. | DESCRIPTION | DATE |
|------|--------------------|----------|
| A | ECN-0812118(Elita) | 12/17/08 |



NO. OF CONTACTS
3 PIN~30 PIN



NO. OF CONTACTS
31 PIN~61 PIN

■ **MATERIAL**
HOUSING: HIGH-TEMP.
ACTUATOR: HIGH-TEMP.
CONTACT: PHOSPHOR BRONZE. PLATING: ALL TIN, LEAD FREE.
HOLD-DOWN: BRASS. PLATING: ALL TIN, LEAD FREE.
CAP: BRASS. PLATING: NI.

■ **ELECTRICAL**
VOLTAGE: 50V MAX.
CURRENT: 0.5A MAX.
DIELECTRIC WITHSTANDING VOLTAGE: 250 VAC.
INSULATION RESISTANCE: 50 MEGAOHMS MIN.
CONTACT RESISTANCE: 20 MILLIOHMS MAX.

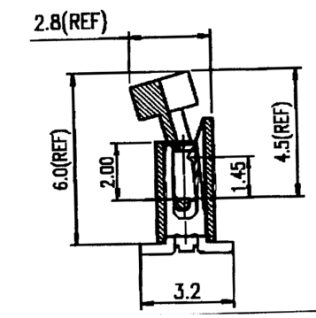
■ **ENVIRONMENTAL**
TEMPERATURE RANGE: -20°C TO 85°C.

■ **FEATURE AND SPECIFICATIONS**
SIZES 03 TO 61 PIN.
FOR 0.3mm THICKNESS FFC/FPC.

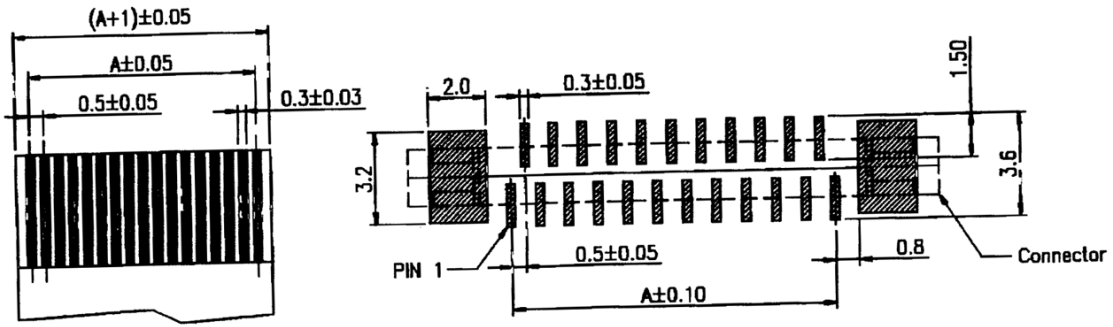
PART NO.

841 D E XXX T C O O O 5
1 2 3 4 5 6 7 8 9 10

- 1. SERIES NO.
- 2. TYPE:
D=S.M.T.
- 3. GREEN OPTION:
E=RoHS(Bright)
- 4. CONTACT NUMBER:
003~061
- 5. CONTACT PLATING:
T=Tin Plated
- 6. CONTACT TYPE:
C=Vertical
- 7. FILL IT WITH "0"
- 8. FILL IT WITH "0"
- 9. PACKAGE TYPE:
0=Tube
- 10. INSULATOR COLOR:
5=Beige



SECTION A-A



RECOMMENDED P.C.B LAYOUT
TOLERANCES: ±0.05mm

FFC/FPC DIMENSION
THICKNESS 0.30 mm



| UNLESS OTHERWISE SPECIFIED TOLERANCE | |
|--------------------------------------|--------|
| .0 | ±0.2 |
| .00 | ±0.15 |
| .000 | ±0.005 |

MC-COMPONENTS

SCALE: AS SHOWN UNIT: mm

DRAWN JOE 12/17/08

CHECKED *pearl* 12/18/08

APPROVED *Joe* 12/18/08

DRAWN NAME:
FPC PITCH: 0.5mm CONNECTOR ZIF SMT TYPE
BODY WIDTH 2.0mm 1/2

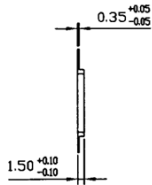
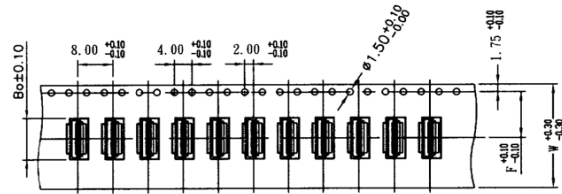
PRODUCT NO. 841DEXXTC0005

FILE NAME: 841DEXXTC0005(k2)

ECN-0812118(Elita)

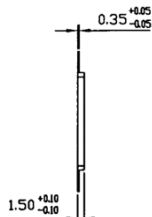
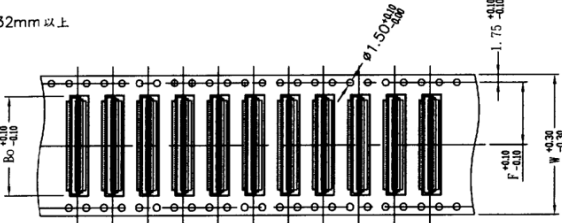
| REV. | DESCRIPTION | DATE | SIZE | REV. |
|------|-------------|----------|------|------|
| A | | 12/17/08 | A4 | A |

W尺寸24mm以下



SECTION A-A

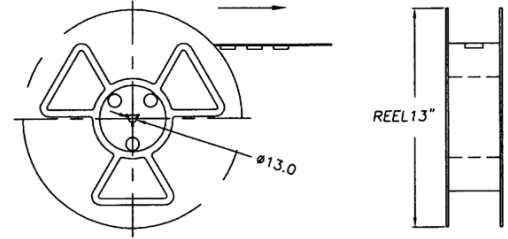
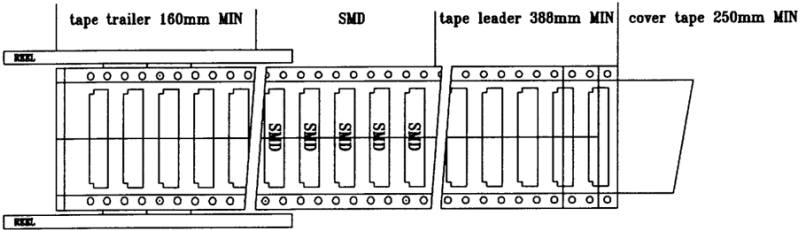
W尺寸32mm以上



SECTION A-A

| Pin No. | W | F | B ₀ |
|---------|------|------|----------------|
| 04 | 12.0 | 5.5 | 4.3 |
| 05 | 12.0 | 5.5 | 4.8 |
| 06 | 12.0 | 5.5 | 5.3 |
| 07 | 12.0 | 5.5 | 5.8 |
| 08 | 12.0 | 5.5 | 6.3 |
| 09 | 12.0 | 5.5 | 6.8 |
| 10 | 16.0 | 7.5 | 7.3 |
| 11 | 16.0 | 7.5 | 7.8 |
| 12 | 16.0 | 7.5 | 8.3 |
| 13 | 16.0 | 7.5 | 8.8 |
| 14 | 16.0 | 7.5 | 9.3 |
| 15 | 16.0 | 7.5 | 9.8 |
| 16 | 16.0 | 7.5 | 10.3 |
| 17 | 16.0 | 7.5 | 10.8 |
| 18 | 24.0 | 11.5 | 11.3 |
| 19 | 24.0 | 11.5 | 11.8 |
| 20 | 24.0 | 11.5 | 12.3 |
| 21 | 24.0 | 11.5 | 12.8 |
| 22 | 24.0 | 11.5 | 13.3 |
| 23 | 24.0 | 11.5 | 13.8 |
| 24 | 24.0 | 11.5 | 14.3 |
| 25 | 24.0 | 11.5 | 14.8 |
| 26 | 24.0 | 11.5 | 15.3 |
| 27 | 24.0 | 11.5 | 15.8 |

| Pin No. | W | F | B ₀ |
|---------|------|------|----------------|
| 28 | 24.0 | 11.5 | 16.3 |
| 29 | 24.0 | 11.5 | 16.8 |
| 30 | 24.0 | 11.5 | 17.3 |
| 31 | 24.0 | 11.5 | 17.8 |
| 32 | 24.0 | 11.5 | 18.3 |
| 33 | 24.0 | 11.5 | 18.8 |
| 34 | 32.0 | 14.2 | 19.3 |
| 35 | 32.0 | 14.2 | 19.8 |
| 36 | 32.0 | 14.2 | 20.3 |
| 37 | 32.0 | 14.2 | 20.8 |
| 38 | 32.0 | 14.2 | 21.3 |
| 39 | 32.0 | 14.2 | 21.8 |
| 40 | 44.0 | 20.2 | 22.3 |
| 41 | 44.0 | 20.2 | 22.8 |
| 42 | 44.0 | 20.2 | 23.3 |
| 43 | 44.0 | 20.2 | 23.8 |
| 44 | 44.0 | 20.2 | 24.3 |
| 45 | 44.0 | 20.2 | 24.8 |
| 46 | 44.0 | 20.2 | 25.3 |
| 47 | 44.0 | 20.2 | 25.8 |
| 48 | 44.0 | 20.2 | 26.3 |
| 49 | 44.0 | 20.2 | 26.8 |
| 50 | 44.0 | 20.2 | 27.3 |



| | |
|--------------------------------------|-------|
| UNLESS OTHERWISE SPECIFIED TOLERANCE | |
| ANG | ±1° |
| 0 | ±0.20 |
| .0 | ±0.15 |
| .00 | ±0.08 |
| .000 | ±0.05 |

MC-COMPONENTS

SCALE: AS SHOWN UNIT: mm

DRAWN JOE 10/22/07

CHECKED Pearl 10/23/07

APPROVED Joe 10/23/07

DATE SIZE A4 REV. B

DRAWN NAME: FPC CONNECTOR - SMT

PITCH:0.5mm High=0.9mm 2/2

PRODUCT NO. 841DEXXXGDO115

FILE NAME: 841DEXXXGDO115(K2)

| REV. | DESCRIPTION | DATE |
|------|------------------------------|----------|
| B | ECN-0710130(Fion)SEE DWG 1/2 | 10/18/07 |
| A | ECN-0709172(Emily) | 09/26/07 |